

Welcome to the pcmtuner installation guide

Preparation before installation:


1 Connect the device to the computer with power cable and USB cable, and plug the smart lock dongle into computer, like what I show you here .



2 Close all anti-virus software and firewall on the computer (the system firewall should also be closed. According to the system and software, Google how to close it if you don't know how to handle.)

3 Go to <http://tuner-box.com> download tool software

Like this check below picture



4 unzip the downloaded software check below

Name	Date modified	Type
PCM_Setup	02.03.2022 18:58	360压缩




5 then you will get 3 files like below

Name	Date modified
Notice	01.03.2022 11:56
PCM_Setup	02.03.2022 17:40
VZperformance	02.03.2022 18:56

Hmmm,you need read the notice before start install all software

Then click PCM_Setup run it like below



Click here

The image shows two overlapping windows from a software installation process. The top window is titled "PCM PCMTUNER MAGIC CAR TOOL" and features two buttons: "Install Applications" and "Uninstall". Below the buttons are two progress bars, the first of which is partially filled with green. The bottom window is titled "Guardant Drivers Setup" and displays the "Guardant" logo in a blue box. To the right of the logo is an illustration of a stone castle tower with a green USB drive and two white USB drives in front of it. Below the illustration, the text reads "Guardant Drivers" and "Setup will install Guardant Drivers on your computer. Click install to continue, options to get the install". A red arrow points from the text "Click install to continue" to an "Install" button at the bottom right of the window. Below the button, the version number "Version 7.0.306.0" is displayed.

PCM PCMTUNER
MAGIC CAR TOOL

Install Applications Uninstall

Current Package:

Guardant Drivers Setup

Guardant

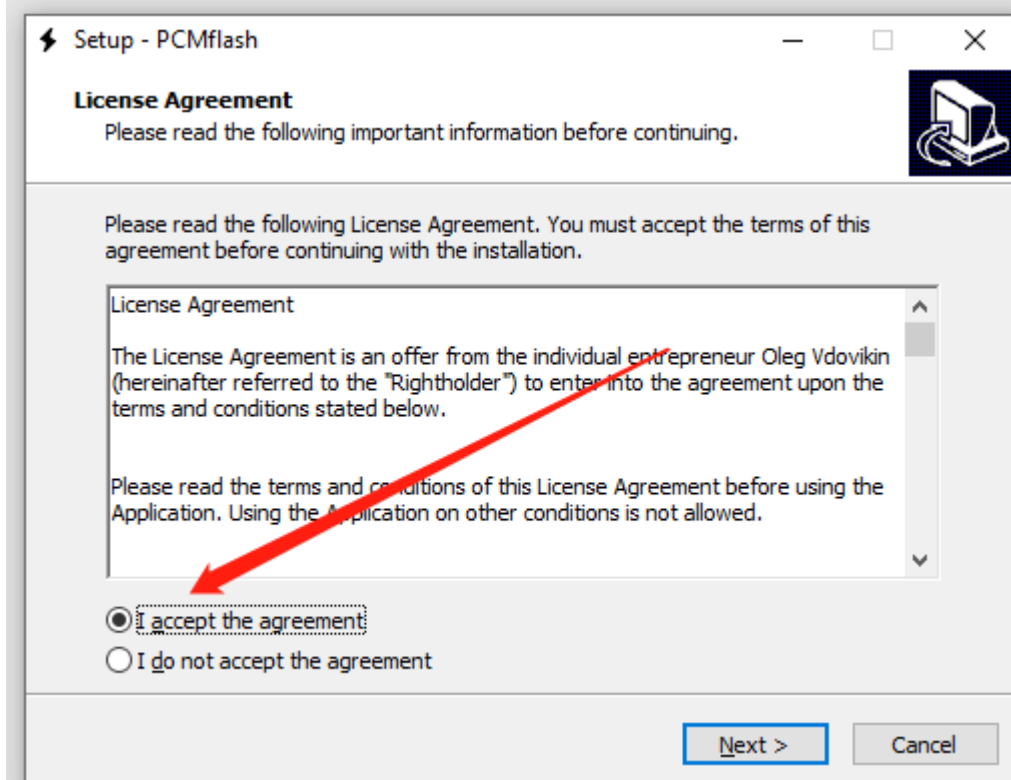

Guardant Drivers

Setup will install Guardant Drivers on your computer. Click install to continue, options to get the install

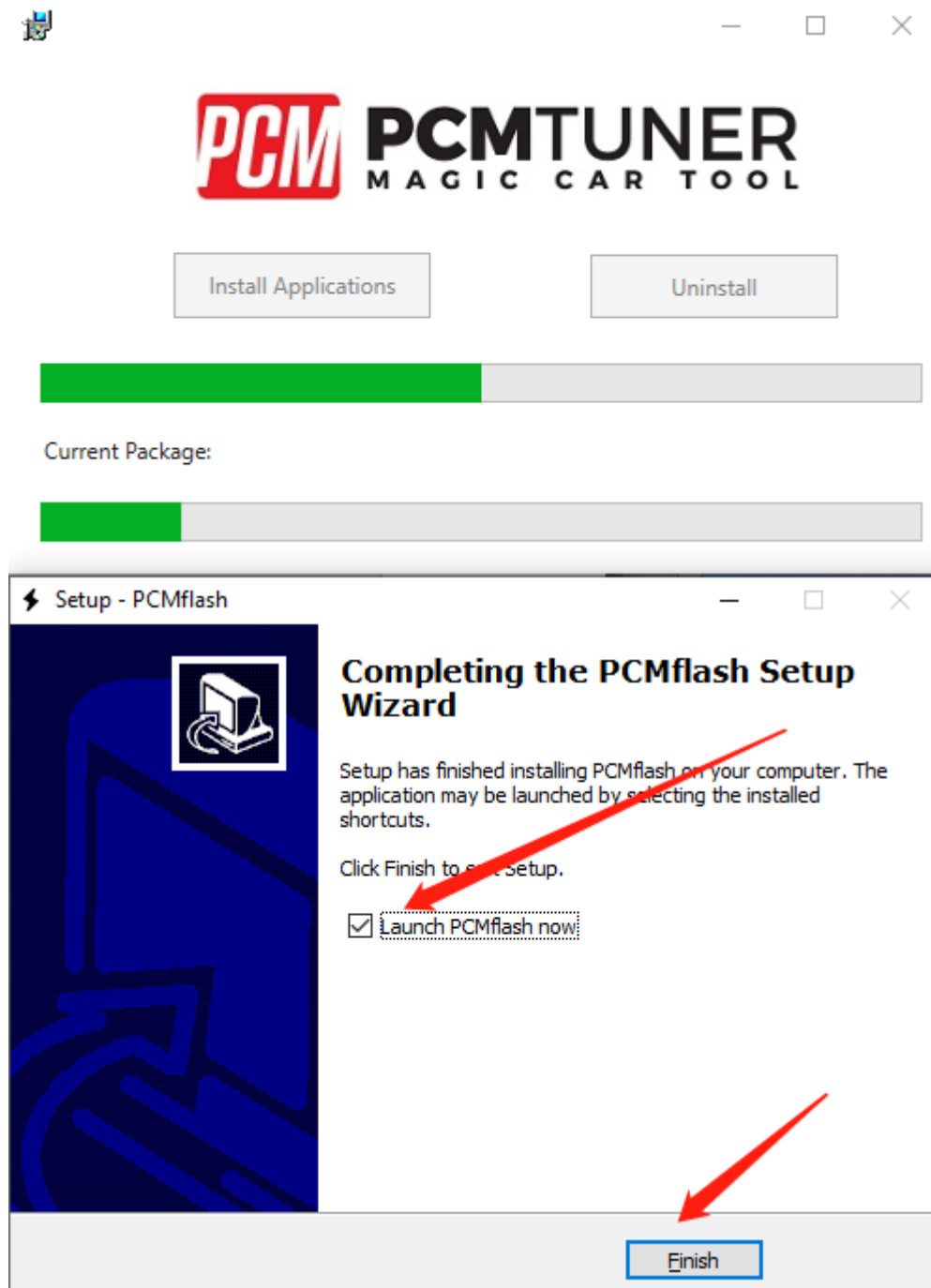
Install

Version 7.0.306.0

Click here



Then next till display below picture ,but don't run it, un select the run software



Notice , never select lauch software

Continiue click here



Install Applications


Uninstall



Current Package:



Setup - Scanmatik



Welcome to the Scanmatik Setup Wizard

This will install Scanmatik version 2.21.2beta31 on your computer.

It is recommended that you close all other applications before continuing.

Click Next to continue, or Cancel to exit Setup.

Next >

Cancel

Till happen this




Install Applications

Uninstall

Current Package:

Setup - Scanmatik



Completing the Scanmatik Setup Wizard

Setup has finished installing Scanmatik on your computer. The application may be launched by selecting the installed shortcuts.

Click Finish to exit Setup.


Launch Scanmatik

Finish

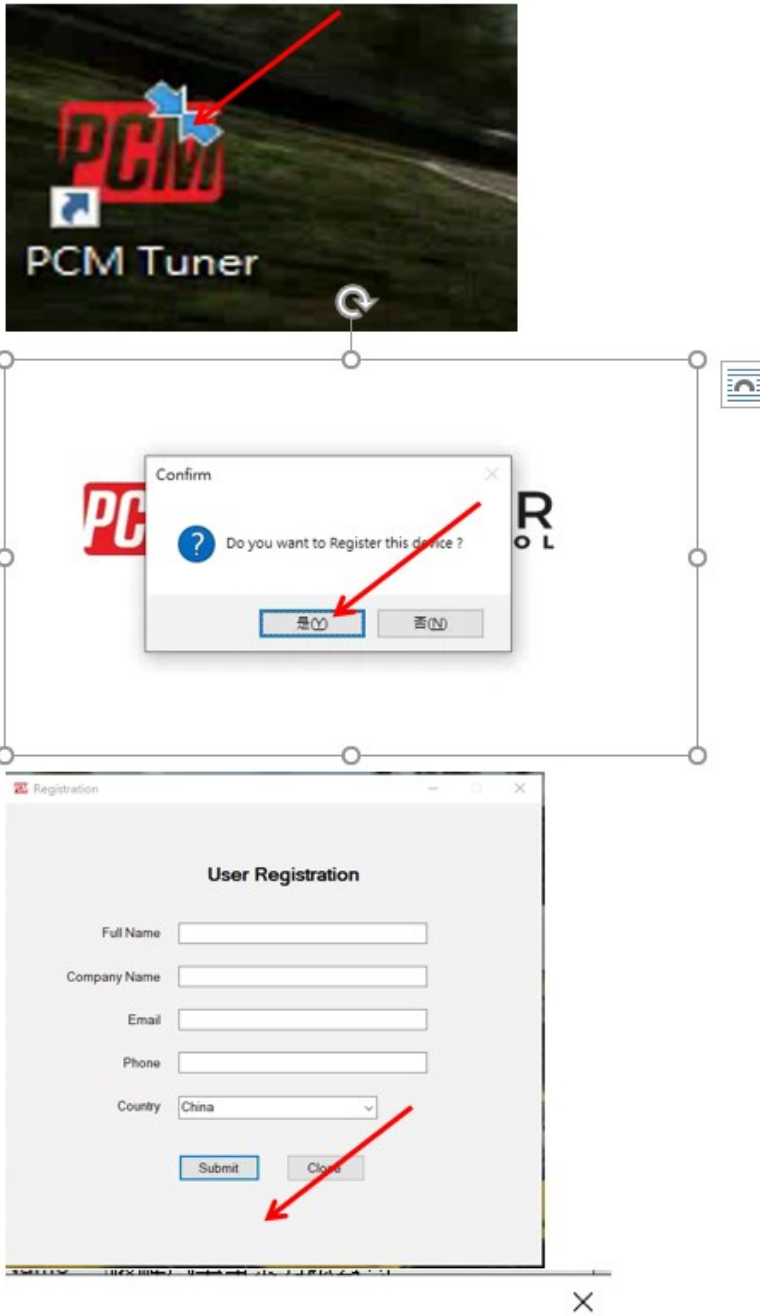
So cool

When you see below things happen ,that's mean you already completely install tool software


Pls read the carefully what the software tell you



When you finish install , then run PCMtuner software
And register it like below



User Successfully Created. Please Restart Application

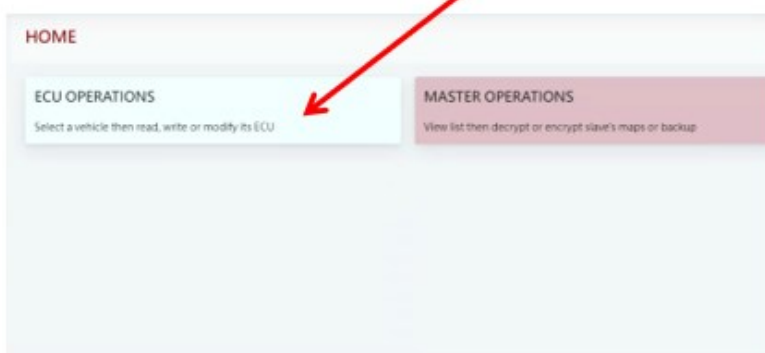


When register , pls contact your seller help you active it ,Monday-Friday will work
When your seller help you active it pls check like below

1、 Click here




2、 Click here

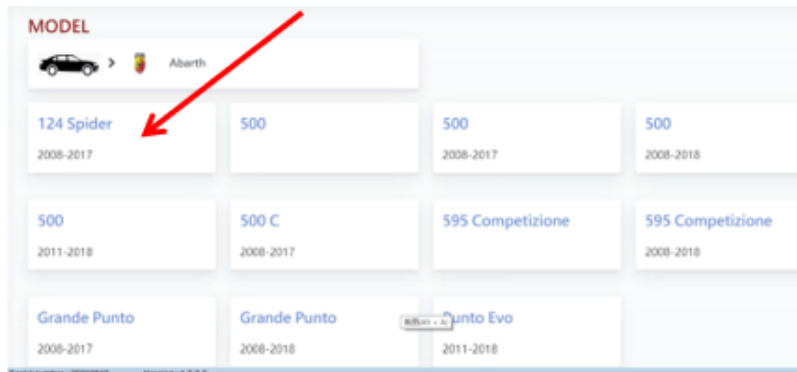


3、 Click here

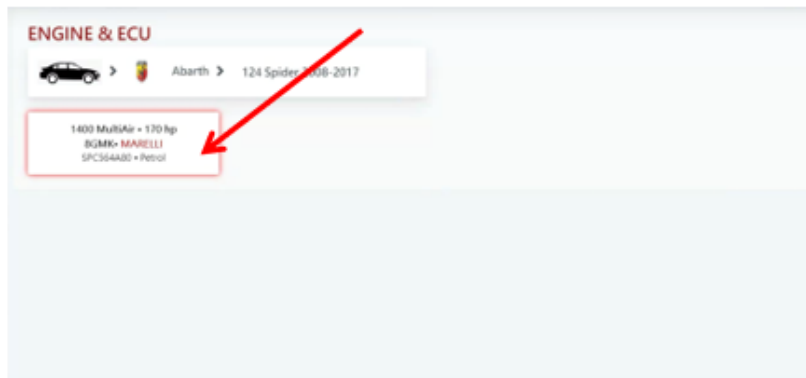


4、 Click here

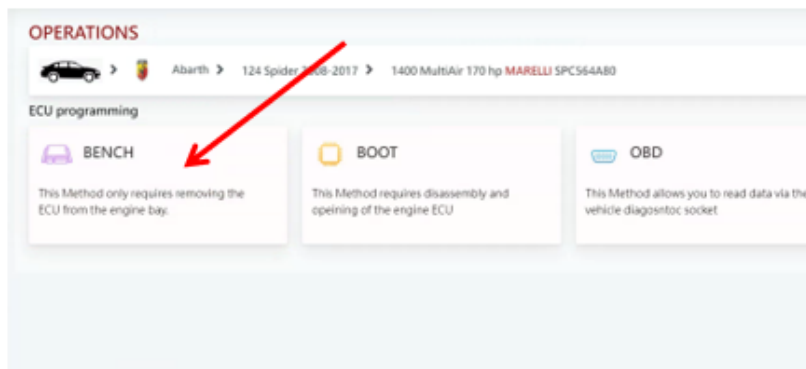





5、Click here

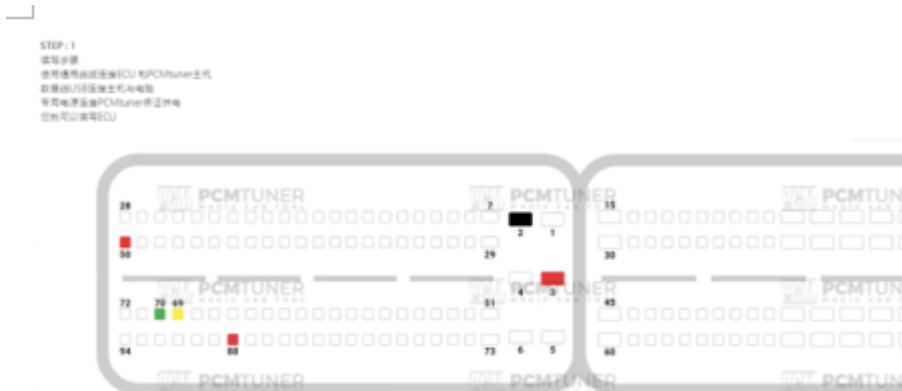


6、Click here

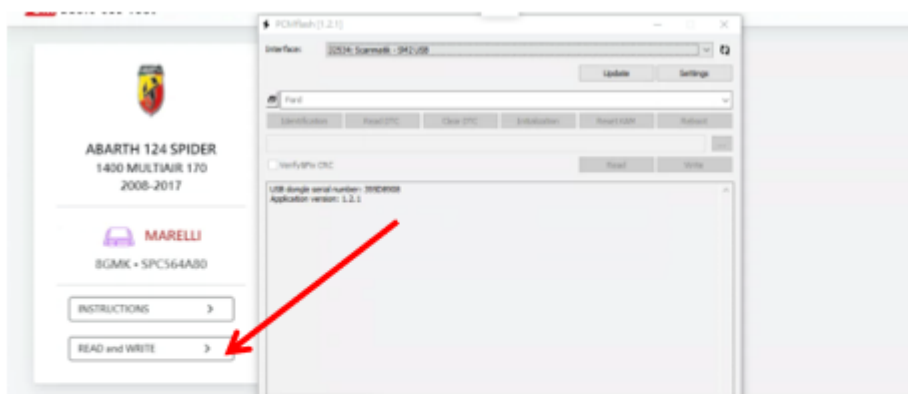


7、Click here (Check the wiring diagram)



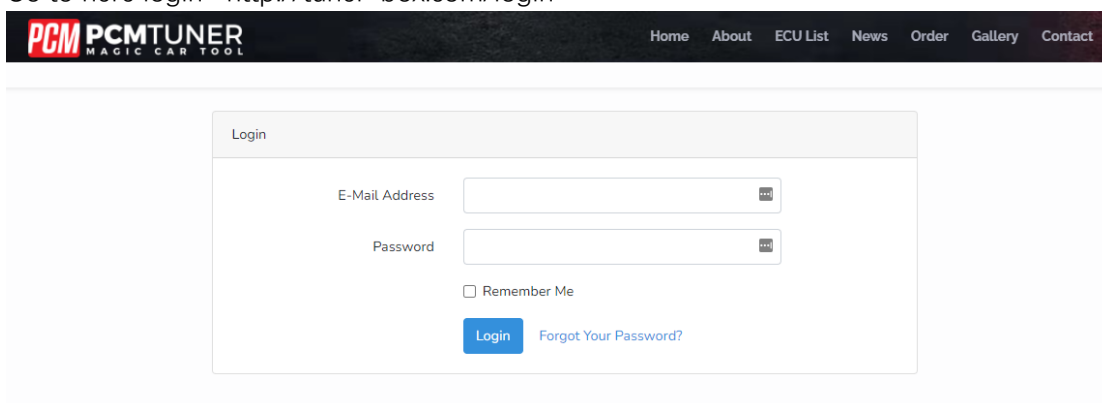


8、Click here (If the read-write software can be opened, the installation is successfu



The above steps are all installation links. Please read carefully during installation!

Btw, all tool user have a support account to
 Go to here login <http://tuner-box.com/login>



User name is your register email , password is your tool S/N

When tool software install done , you need go to install tuner account software

That's mean VZperformance software ,
Like this one

Name	Date modified
Notice	01.03.2022 11:56
PCM_Setup	02.03.2022 17:40
VZperformance	02.03.2022 18:56

If you don't want to install this , you can direct to go to

<https://support.vz-performance.com>

English Chinese

USERNAME
Type Username...

PASSWORD
Type your Password...

I FORGOT MY PASSWORD

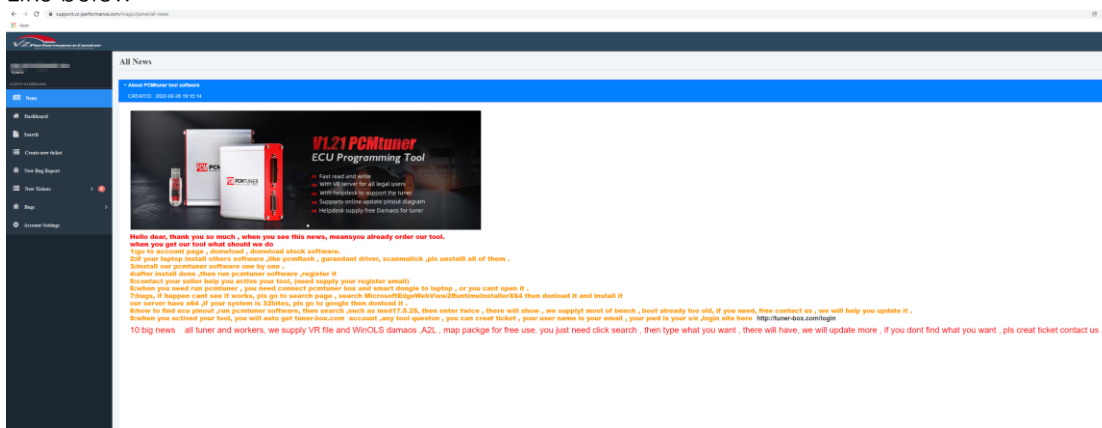
VERIFY LOGIN

© 2022 Copyright: support.vz-performance.com | email: info@vz-performance.com
USA :+17602734658 | UK :+44 1163180596

How can we get this user name and password

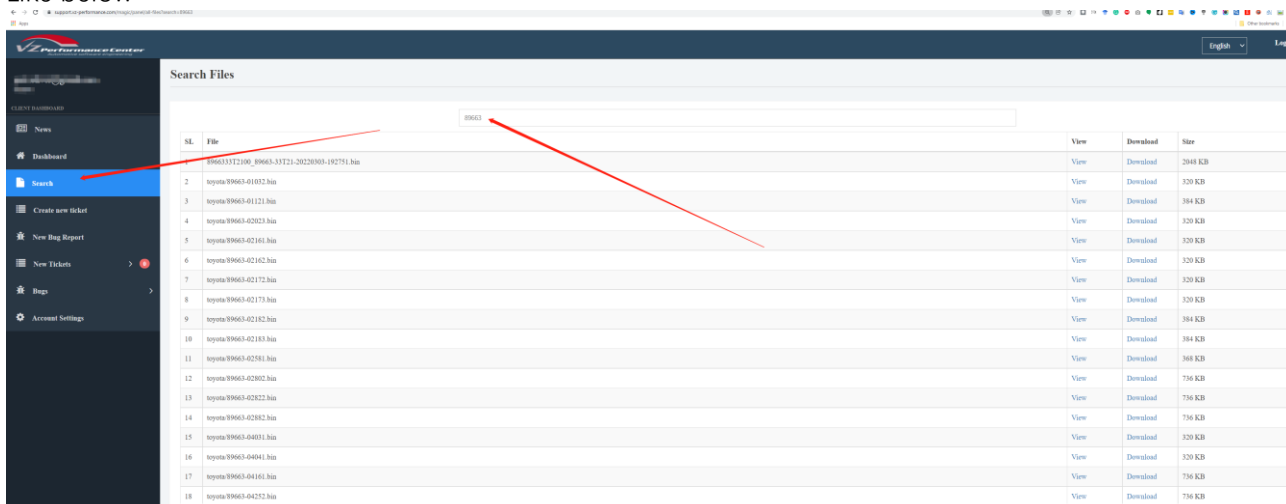
Once your order our tool , pls contact your seller help you creat one , then you can use this
accout

When you get user name and password you can login
Like below



If you want to get VR files, or WinOLS damaos or A2L file, just click search function ,then type what you want

Like below



At this account , you also can request chiptuning , like stage1-stage3 , popbangs, adblue , dpf ,etc, just need creat ticket ,but its pay item , you can contact your seller about the charge .

Thank you so patience read above all , enjoy your tool now ,and work with us .